

### MICHELIN AUSTRALIAN SUPERSPORT CHAMPIONSHIP

#### Race 1

Date: 19/11/22  
 Event: R03  
 Weather: Overcast - Temp: 18.4C  
 Track: Dry - Temp: 23.2C

Started at: 10:15:32  
 Laps: 10  
 Starters: 15  
 Posted at: 10:58

### PROVISIONAL CLASSIFICATION

Pos	No	Gr	Name	Machine	Laps	Race Time	Behind Leader	Behind Prev	Fastest Lap	On Lap	Top Speed
1	42		Jack PASSFIELD (NSW) / Stay Upright Rider Training / GASD Suspension / MCC Security / KYT Helmets	Yamaha YZF-R6	5	8:26.095			1:36.675	3	269
2	44		Tom BRAMICH (VIC) / Apex Group / The Bare Bird / Carl Cox M-sport / Ricondi / Nolan / Fusport	Yamaha YZF-R6	5	8:27.291	1.196	1.196	1:37.032	3	269
3	85		Ty LYNCH (SA) / 727 Moto / Adelaide M-cycle Recovery / YRD / Webb Plastics U-ground Designs	Yamaha YZF-R6	5	8:28.994	2.899	1.703	1:36.957	3	268
4	308		John LYTRAS (QLD) / Sol Invictus M-cycles / Caboolture Yamaha / AGV / TCX / Pirelli / Motul	Yamaha YZF-R6	5	8:29.289	3.194	.295	1:37.037	3	274
5	49		Jake FARNSWORTH (NSW) / Worth Race Developments / YRD / Kingsdene Automotive / Hi-Tec Oil	Yamaha YZF-R6	5	8:31.138	5.043	1.849	1:37.652	2	267
6	59		Tom DRANE (NSW) / CSS / ICCons / Sullivans Mining	Yamaha YZF-R6	5	8:37.382	11.287	6.244	1:38.894	3	272
7	61		Rhys BELLING (VIC) / LXI Racing / Yamaha Aust. / YRD / The Grinning Dingo / RB Building Services	Yamaha YZF-R6	5	8:39.416	13.321	2.034	1:37.957	2	267
8	54		Brendan WILSON (VIC) / Stainless Steel Projects / Barrys Tea	Yamaha YZF-R6	5	8:47.301	21.206	7.885	1:39.633	2	261
9	31		John QUINN (VIC) / IRT M-sport / Quinn Mechanical / RS Pipe & Civil / SC Project / Ricondi	Yamaha YZF-R6	5	8:50.795	24.700	3.494	1:40.851	3	265
10	33		Jack FAVELLE (NSW) / Motocity / Favelle Enterprises / Link	Honda CBR RR	5	8:51.646	25.551	.851	1:41.302	3	
11	212		Luca DURNING (QLD) / The Dentists / Addicted to Track	Yamaha YZF-R6	5	8:52.141	26.046	.495	1:41.363	2	253
12	21		Tarbon WALKER (NSW) / YRD / Blu Cru / MotoTrack Accessories / Xpress Racewear	Yamaha YZF-R6	5	9:01.450	35.355	9.309	1:40.537	3	263
13	10		Noel MAHON (VIC) / IRT M-sports / AARK / RS Pipe & Civil / Quinn MEC / Ricondi / YRD	Yamaha YZF-R6	5	9:01.839	35.744	.389	1:40.692	2	260
14	39		Scott NICHOLSON (VIC) / Traction Control Motorsport / G. Williams M-c Engineering/ RST Moto / KYT	Yamaha YZF-R6	5	9:17.435	51.340	15.596	1:36.881	2	273
15	220		Declan CARBERRY (SA) / JC Performance / Webb Plastics / Southern Mobil Welding / Nightmare Designs	Suzuki GSXR	5	9:32.141	1:06.046	14.706	1:41.056	3	266
16	86		Dallas SKEER (SA) / Penrite Oils / YRD / Pirelli / Stef's Transport / Akrapovic / Brembo / MSA	Yamaha YZF-R6	5	9:40.150	1:14.055	8.009	1:36.908	3	273


Fastest Lap was 1:36.675 by Jack PASSFIELD (NSW)


Current race lap record for SS class - 1:35.200 by Bryan STARING (VIC) on a Yamaha YZF R6 set on 17/10/09

\*\*\* RACE RED FLAGGED AFTER ALL COMPETITORS HAD COMPLETED 5 LAPS. RACE DECLARED WITH HALF POINTS AWARDED DUE TO TIME CONSTRAINTS \*\*\*

\*\*\* Rider 21 (Tarbon WALKER (NSW)) - 10 second penalty imposed by Clerk of Course for jumped start \*\*\*

The results are provisional until the end of the time limit for protests and appeals.

  
 Chief Timekeeper - Scott Lang

  
 Race Director - Tom Williams



### MICHELIN AUSTRALIAN SUPERSPORT CHAMPIONSHIP

#### Race 1

Date: 19/11/22  
 Event: R03  
 Weather: Overcast - Temp: 18.4C  
 Track: Dry - Temp: 23.2C

Started at: 10:15:32  
 Laps: 10  
 Starters: 15  
 Posted at: 10:58


#### PROVISIONAL LAP TIMES

No	Name	Lap 1	Lap 2	Lap 3	Lap 4	Lap 5
10	Noel MAHON (VIC)	1:50.520	<u>1:40.692</u>	1:41.302	1:47.533	2:01.792
21	Tarbon WALKER (NSW)	1:49.866	1:40.607	<u>1:40.537</u>	1:45.592	1:54.848
31	John QUINN (VIC)	1:48.857	1:41.026	<u>1:40.851</u>	1:44.367	1:55.694
33	Jack FAVELLE (NSW)	1:49.574	1:41.637	<u>1:41.302</u>	1:45.042	1:54.091
39	Scott NICHOLSON (VIC)	1:43.687	<u>1:36.881</u>	1:37.188	1:40.161	2:39.518
42	Jack PASSFIELD (NSW)	1:43.369	1:36.928	<u>1:36.675</u>	1:39.718	1:49.405
44	Tom BRAMICH (VIC)	1:42.941	1:37.295	<u>1:37.032</u>	1:40.211	1:49.812
49	Jake FARNSWORTH (NSW)	1:44.917	<u>1:37.652</u>	1:38.213	1:40.880	1:49.476
54	Brendan WILSON (VIC)	1:48.035	<u>1:39.633</u>	1:40.174	1:43.587	1:55.872
59	Tom DRANE (NSW)	1:46.122	1:38.930	<u>1:38.894</u>	1:42.428	1:51.008
61	Rhys BELLING (VIC)	1:46.281	<u>1:37.957</u>	1:38.193	1:42.762	1:54.223
85	Ty LYNCH (SA)	1:44.036	1:37.047	<u>1:36.957</u>	1:40.494	1:50.460
86	Dallas SKEER (SA)	1:44.219	1:37.153	<u>1:36.908</u>	1:41.301	3:00.569
212	Luca DURNING (QLD)	1:50.478	<u>1:41.363</u>	1:41.784	1:44.954	1:53.562
220	Declan CARBERRY (SA)	1:48.282	1:41.437	<u>1:41.056</u>	1:43.715	2:37.651
308	John LYTRAS (QLD)	1:43.064	1:37.274	<u>1:37.037</u>	1:41.076	1:50.838

\*\*\* RACE RED FLAGGED AFTER ALL COMPETITORS HAD COMPLETED 5 LAPS. RACE DECLARED WITH HALF POINTS AWARDED DUE TO TIME CONSTRAINTS \*\*\*

\*\*\* Rider 21 (Tarbon WALKER (NSW)) - 10 second penalty imposed by Clerk of Course for jumped start \*\*\*

The results are provisional until the end of the time limit for protests and appeals.



Chief Timekeeper - Scott Lang



Race Director - Tom Williams



### MICHELIN AUSTRALIAN SUPERSPORT CHAMPIONSHIP

#### Race 1

Date: 19/11/22  
 Event: R03  
 Weather: Overcast - Temp: 18.4C  
 Track: Dry - Temp: 23.2C

Started at: 10:15:32  
 Laps: 10  
 Starters: 15  
 Posted at: 10:58

#### PROVISIONAL SPLIT TIMES

Lap	Split 1	Split 2	Split 3	Split 4	Lap Time	Spd	Lap	Split 1	Split 2	Split 3	Split 4	Lap Time	Spd
<b>10 Noel MAHON (VIC) (13th)</b>							5	23.764	28.857	22.661	34.123	1:49.405	251
1	32.073	30.694	19.792	27.961	1:50.520	207							
2	<b>24.008</b>	29.573	<b>19.154</b>	<b>27.957</b>	<b>1:40.692</b>	258	<b>44 Tom BRAMICH (VIC) (2nd)</b>						
3	24.366	29.643	19.241	28.052	1:41.302	260	1	28.763	28.549	18.526	27.103	1:42.941	204
4	24.189	<b>29.510</b>	20.117	33.717	1:47.533	257	2	<b>23.068</b>	28.462	18.576	27.189	1:37.295	265
5	28.136	34.432	24.278	34.946	2:01.792	226	3	23.326	<b>28.215</b>	18.538	<b>26.953</b>	<b>1:37.032</b>	265
<b>21 Tarbon WALKER (NSW) (12th)</b>							4	23.076	28.493	<b>18.489</b>	30.153	1:40.211	269
1	31.869	30.903	19.357	27.737	1:49.866	207	5	23.664	28.994	22.335	34.819	1:49.812	262
2	<b>24.044</b>	29.552	19.283	<b>27.728</b>	1:40.607	262	<b>49 Jake FARNSWORTH (NSW) (5th)</b>						
3	24.197	29.483	<b>19.065</b>	27.792	<b>1:40.537</b>	258	1	30.258	28.779	18.765	27.115	1:44.917	205
4	24.213	<b>29.452</b>	20.162	31.765	1:45.592	263	2	<b>23.444</b>	<b>28.394</b>	<b>18.622</b>	27.192	<b>1:37.652</b>	267
5	26.497	32.098	23.343	32.910	1:54.848	245	3	23.574	28.654	18.818	<b>27.167</b>	1:38.213	266
<b>31 John QUINN (VIC) (9th)</b>							4	23.506	28.634	18.976	29.764	1:40.880	263
1	31.798	29.638	19.539	27.882	1:48.857	204	5	24.536	29.354	22.253	33.333	1:49.476	262
2	24.080	29.807	19.407	<b>27.732</b>	1:41.026	263	<b>54 Brendan WILSON (VIC) (8th)</b>						
3	<b>24.035</b>	29.515	<b>19.393</b>	27.908	<b>1:40.851</b>	265	1	31.143	29.683	19.488	27.721	1:48.035	204
4	24.238	<b>29.190</b>	19.744	31.195	1:44.367	257	2	<b>23.794</b>	29.007	<b>19.252</b>	27.580	<b>1:39.633</b>	261
5	26.174	32.660	23.546	33.314	1:55.694	257	3	24.043	29.335	19.273	<b>27.523</b>	1:40.174	260
<b>39 Scott NICHOLSON (VIC) (14th)</b>							4	24.035	<b>28.989</b>	19.556	31.007	1:43.587	258
1	29.215	28.745	18.581	27.146	1:43.687	204	5	27.709	32.891	22.784	32.488	1:55.872	234
2	23.105	28.525	18.488	<b>26.763</b>	<b>1:36.881</b>	272	<b>59 Tom DRANE (NSW) (6th)</b>						
3	23.419	<b>28.361</b>	18.472	26.936	1:37.188	273	1	30.165	29.383	18.963	27.611	1:46.122	210
4	<b>23.063</b>	28.659	<b>18.347</b>	30.092	1:40.161	273	2	23.811	<b>28.665</b>	18.909	27.545	1:38.930	272
5	24.091	29.205	1:09.056	37.166	2:39.518	265	3	<b>23.614</b>	28.898	<b>18.877</b>	<b>27.505</b>	<b>1:38.894</b>	271
<b>42 Jack PASSFIELD (NSW) (1st)</b>							4	23.755	28.979	19.080	30.614	1:42.428	271
1	29.339	28.804	18.477	26.749	1:43.369	193	5	25.158	30.160	22.811	32.879	1:51.008	265
2	<b>22.961</b>	28.402	<b>18.439</b>	27.126	1:36.928	269	<b>61 Rhys BELLING (VIC) (7th)</b>						
3	22.991	<b>28.202</b>	18.555	<b>26.927</b>	<b>1:36.675</b>	267	1	30.727	29.151	18.900	27.503	1:46.281	199
4	23.168	28.268	18.600	29.682	1:39.718	261	2	<b>23.321</b>	<b>28.467</b>	18.854	27.315	<b>1:37.957</b>	267

*Scott Lang*  
 Chief Timekeeper - Scott Lang

*Tom Williams*  
 Race Director - Tom Williams



### MICHELIN AUSTRALIAN SUPERSPORT CHAMPIONSHIP

#### Race 1

Date: 19/11/22  
 Event: R03  
 Weather: Overcast - Temp: 18.4C  
 Track: Dry - Temp: 23.2C

Started at: 10:15:32  
 Laps: 10  
 Starters: 15  
 Posted at: 10:58

#### PROVISIONAL SPLIT TIMES

Lap	Split 1	Split 2	Split 3	Split 4	Lap Time	Spd	Lap	Split 1	Split 2	Split 3	Split 4	Lap Time	Spd
3	23.493	28.579	<b>18.821</b>	<b>27.300</b>	1:38.193	260	2	24.414	29.647	19.382	<b>27.920</b>	<b>1:41.363</b>	253
4	23.483	28.697	19.183	31.399	1:42.762	262	3	<b>24.341</b>	29.961	<b>19.375</b>	28.107	1:41.784	252
5	25.023	30.891	23.335	34.974	1:54.223	252	4	24.382	<b>29.557</b>	20.000	31.015	1:44.954	250
							5	25.956	31.630	23.017	32.959	1:53.562	248
<b>85 Ty LYNCH (SA) (3rd)</b>													
1	29.555	28.890	18.531	27.060	1:44.036	201	<b>220 Declan CARBERRY (SA) (15th)</b>						
2	23.304	<b>28.338</b>	18.529	<b>26.876</b>	1:37.047	265	1	31.112	29.682	19.259	28.229	1:48.282	209
3	23.049	28.524	<b>18.427</b>	26.957	<b>1:36.957</b>	267	2	24.076	<b>29.715</b>	19.579	28.067	1:41.437	266
4	<b>23.038</b>	28.523	18.496	30.437	1:40.494	268	3	24.020	29.932	<b>19.323</b>	<b>27.781</b>	<b>1:41.056</b>	262
5	24.012	29.163	22.995	34.290	1:50.460	263	4	<b>23.949</b>	29.787	19.727	30.252	1:43.715	259
							5	25.659	31.428	21.706	1:18.858	2:37.651	254
<b>86 Dallas SKEER (SA) (16th)</b>													
1	29.739	29.051	18.466	26.963	1:44.219	201	<b>308 John LYTRAS (QLD) (4th)</b>						
2	23.354	<b>28.388</b>	18.490	26.921	1:37.153	273	1	29.012	28.445	18.683	26.924	1:43.064	201
3	23.208	28.489	<b>18.339</b>	<b>26.872</b>	<b>1:36.908</b>	271	2	<b>23.060</b>	28.831	<b>18.540</b>	26.843	1:37.274	265
4	<b>23.106</b>	28.467	18.846	30.882	1:41.301	273	3	23.357	<b>28.272</b>	18.615	<b>26.793</b>	<b>1:37.037</b>	263
5	25.470	30.488	24.344	1:40.267	3:00.569	257	4	23.208	28.366	18.643	30.859	1:41.076	274
							5	24.226	28.792	22.735	35.085	1:50.838	261
<b>212 Luca DURNING (QLD) (11th)</b>													
1	31.960	30.541	19.485	28.492	1:50.478	210							

\*\*\* RACE RED FLAGGED AFTER ALL COMPETITORS HAD COMPLETED 5 LAPS. RACE DECLARED WITH HALF POINTS AWARDED DUE TO TIME CONSTRAINTS \*\*\*

\*\*\* Rider 21 (Tarbon WALKER (NSW)) - 10 second penalty imposed by Clerk of Course for jumped start \*\*\*

The results are provisional until the end of the time limit for protests and appeals.

  
 Chief Timekeeper - Scott Lang

  
 Race Director - Tom Williams





**ASBK Round 6**  
**World SBK**  
**Phillip Island GP Circuit**  
**18 - 20 November**



**GRAND RIDGE**  
**BREWERY**  
 AUSTRALIAN ROUND

**MICHELIN AUSTRALIAN SUPERSPORT CHAMPIONSHIP**

**Race 1**

Date: 19/11/22  
 Event: R03  
 Weather: Overcast - Temp: 18.4C  
 Track: Dry - Temp: 23.2C

Started at: 10:15:32  
 Laps: 10  
 Starters: 15  
 Posted at: 10:58


**PROVISIONAL FASTEST LAPS SEQUENCE**

Lap	Race Pos	No	Name	Machine	Fastest Lap	On Lap
1	1	44	Tom BRAMICH (VIC)	Yamaha YZF-R6	1:42.941	1
2	1	44	Tom BRAMICH (VIC)	Yamaha YZF-R6	1:37.295	2
2	2	42	Jack PASSFIELD (NSW)	Yamaha YZF-R6	1:36.928	2
2	4	39	Scott NICHOLSON (VIC)	Yamaha YZF-R6	1:36.881	2
3	1	42	Jack PASSFIELD (NSW)	Yamaha YZF-R6	1:36.675	3

\*\*\* RACE RED FLAGGED AFTER ALL COMPETITORS HAD COMPLETED 5 LAPS. RACE DECLARED WITH HALF POINTS AWARDED DUE TO TIME CONSTRAINTS \*\*\*

\*\*\* Rider 21 (Tarbon WALKER (NSW)) - 10 second penalty imposed by Clerk of Course for jumped start \*\*\*

The results are provisional until the end of the time limit for protests and appeals.

  
 Chief Timekeeper - Scott Lang

  
 Race Director - Tom Williams



[www.computime.com.au](http://www.computime.com.au)  
**COMPUTIME RACE TIMING SYSTEMS PTY LTD**



### MICHELIN AUSTRALIAN SUPERSPORT CHAMPIONSHIP

#### Race 1

Date: 19/11/22  
 Event: R03  
 Weather: Overcast - Temp: 18.4C  
 Track: Dry - Temp: 23.2C

Started at: 10:15:32  
 Laps: 10  
 Starters: 15  
 Posted at: 10:58

### PROVISIONAL LAP SHEET

No	Lap Time	Gap	No	Lap Time	Gap	No	Lap Time	Gap
<b>Lap 1</b>			<b>220</b>	1:41.437	9.483	<b>85</b>	1:40.494	1.844
<b>44</b>	1:42.941		<b>31</b>	1:41.026	9.647	<b>86</b>	1:41.301	2.891
<b>308</b>	1:43.064	.123	<b>21</b>	1:40.607	10.237	<b>49</b>	1:40.880	4.972
<b>42</b>	1:43.369	.428	<b>33</b>	1:41.637	10.975	<b>61</b>	1:42.762	8.503
<b>39</b>	1:43.687	.746	<b>10</b>	1:40.692	10.976	<b>59</b>	1:42.428	9.684
<b>85</b>	1:44.036	1.095	<b>212</b>	1:41.363	11.605	<b>54</b>	1:43.587	14.739
<b>86</b>	1:44.219	1.278	<b>Lap 3</b>			<b>220</b>	1:43.715	17.800
<b>49</b>	1:44.917	1.976	<b>42</b>	1:36.675		<b>31</b>	1:44.367	18.411
<b>59</b>	1:46.122	3.181	<b>44</b>	1:37.032	.296	<b>21</b>	1:45.592	19.912
<b>61</b>	1:46.281	3.340	<b>308</b>	1:37.037	.403	<b>33</b>	1:45.042	20.865
<b>54</b>	1:48.035	5.094	<b>39</b>	1:37.188	.784	<b>212</b>	1:44.954	21.889
<b>220</b>	1:48.282	5.341	<b>85</b>	1:36.957	1.068	<b>10</b>	1:47.533	23.357
<b>31</b>	1:48.857	5.916	<b>86</b>	1:36.908	1.308	<b>Lap 5</b>		
<b>33</b>	1:49.574	6.633	<b>49</b>	1:38.213	3.810	<b>42</b>	1:49.405	
<b>21</b>	1:49.866	6.925	<b>61</b>	1:38.193	5.459	<b>44</b>	1:49.812	1.196
<b>212</b>	1:50.478	7.537	<b>59</b>	1:38.894	6.974	<b>85</b>	1:50.460	2.899
<b>10</b>	1:50.520	7.579	<b>54</b>	1:40.174	10.870	<b>308</b>	1:50.838	3.194
<b>Lap 2</b>			<b>31</b>	1:40.851	13.762	<b>49</b>	1:49.476	5.043
<b>44</b>	1:37.295		<b>220</b>	1:41.056	13.803	<b>59</b>	1:51.008	11.287
<b>42</b>	1:36.928	.061	<b>21</b>	1:40.537	14.038	<b>61</b>	1:54.223	13.321
<b>308</b>	1:37.274	.102	<b>33</b>	1:41.302	15.541	<b>54</b>	1:55.872	21.206
<b>39</b>	1:36.881	.332	<b>10</b>	1:41.302	15.542	<b>31</b>	1:55.694	24.700
<b>85</b>	1:37.047	.847	<b>212</b>	1:41.784	16.653	<b>21</b>	1:54.848	25.355
<b>86</b>	1:37.153	1.136	<b>Lap 4</b>			<b>33</b>	1:54.091	25.551
<b>49</b>	1:37.652	2.333	<b>42</b>	1:39.718		<b>212</b>	1:53.562	26.046
<b>61</b>	1:37.957	4.002	<b>44</b>	1:40.211	.789	<b>10</b>	2:01.792	35.744
<b>59</b>	1:38.930	4.816	<b>39</b>	1:40.161	1.227	<b>39</b>	2:39.518	51.340
<b>54</b>	1:39.633	7.432	<b>308</b>	1:41.076	1.761	<b>220</b>	2:37.651	1:06.04
						<b>86</b>	3:00.569	1:14.05

\*\*\* RACE RED FLAGGED AFTER ALL COMPETITORS HAD COMPLETED 5 LAPS. RACE DECLARED WITH HALF POINTS AWARDED DUE TO TIME CONSTRAINTS \*\*\*

\*\*\* Rider 21 (Tarbon WALKER (NSW)) - 10 second penalty imposed by Clerk of Course for jumped start \*\*\*

The results are provisional until the end of the time limit for protests and appeals.

Chief Timekeeper - Scott Lang

Race Director - Tom Williams



### MICHELIN AUSTRALIAN SUPERSPORT CHAMPIONSHIP

#### Race 1

Date: 19/11/22  
 Event: R03  
 Weather: Overcast - Temp: 18.4C  
 Track: Dry - Temp: 23.2C

Started at: 10:15:32  
 Laps: 10  
 Starters: 15  
 Posted at: 10:58


### PROVISIONAL LAP CHART

Name	Grid	1	2	3	4	5	Name
T. BRAMICH	41	11	11	12	12	12	J. PASSFIELD
J. PASSFIELD	42	308	42	44	44	44	T. BRAMICH
J. LYTRAS	308	42	308	308	39	85	T. LYNCH
S. NICHOLSON	39	39	39	39	308	308	J. LYTRAS
D. SKEER	86	85	85	85	85	49	J. FARNSWORTH
T. LYNCH	85	86	86	86	86	59	T. DRANE
J. HATCH	99	49	49	49	49	61	R. BELLING
J. FARNSWORTH	49	59	61	61	61	54	B. WILSON
R. BELLING	61	61	59	59	59	31	J. QUINN
A. McDONALD	69	54	54	54	54	21	T. WALKER
T. DRANE	59	220	220	31	220	38	J. FAVELLE
B. WILSON	54	31	31	220	31	212	L. DURNING
J. QUINN	31	33	21	21	21	10	N. MAHON
T. WALKER	21	21	33	33	33	39	S. NICHOLSON
D. CARBERRY	220	212	10	10	212	220	D. CARBERRY
N. MAHON	10	10	212	212	10	86	D. SKEER
J. FAVELLE	33						
L. DURNING	212						


\*\*\* RACE RED FLAGGED AFTER ALL COMPETITORS HAD COMPLETED 5 LAPS. RACE DECLARED WITH HALF POINTS AWARDED DUE TO TIME CONSTRAINTS \*\*\*

\*\*\* Rider 21 (Tarbon WALKER (NSW)) - 10 second penalty imposed by Clerk of Course for jumped start \*\*\*

The results are provisional until the end of the time limit for protests and appeals.



Chief Timekeeper - Scott Lang



Race Director - Tom Williams





**ASBK Round 6**  
**World SBK**  
**Phillip Island GP Circuit**  
**18 - 20 November**




**GRAND RIDGE  
BREWERY**  
AUSTRALIAN ROUND

**AUSTRALIAN SUPERSPORT CHAMPIONSHIP  
PROVISIONAL PROGRESSIVE ROUND POINTS**

**AUSTRALIAN SUPERSPORT CHAMPIONSHIP**

Pos	No	Name	Machine	Rnd 5 Pole	Rnd 5 Race 1	Total
1	42	Jack PASSFIELD	Yamaha		12.5	12.5
2	44	Tom BRAMICH	Yamaha	1	10	11
3	85	Ty LYNCH	Yamaha		9	9
4	308	John LYTRAS	Yamaha		8.5	8.5
5	49	Jake FARNSWORTH	Yamaha		8	8
6	59	Tom DRANE	Yamaha		7.5	7.5
7	61	Rhys BELLING	Yamaha		7	7
8	54	Brendan WILSON	Yamaha		6.5	6.5
9	31	John QUINN	Yamaha		6	6
10	33	Jack FAVELLE	Honda		5.5	5.5
11	212	Luca DURNING	Yamaha		5	5
12	21	Tarvon WALKER	Kawasaki		4.5	4.5
13	10	Noel MAHON	Yamaha		4	4
14	39	Scott NICHOLSON	Yamaha		3.5	3.5
15	220	Declan CARBERRY	Suzuki		3	3
16	86	Dallas SKEER	Yamaha		2.5	2.5

  
Chief Timekeeper - Scott Lang

  
Race Director - Tom Williams



[www.computime.com.au](http://www.computime.com.au)  
COMPUTIME RACE TIMING SYSTEMS PTY LTD






### AUSTRALIAN SUPERSPORT CHAMPIONSHIP


### PROVISIONAL PROGRESSIVE CHAMPIONSHIP POINTS

#### AUSTRALIAN SUPERSPORT CHAMPIONSHIP

Pos	No	Name	Machine	Rnd 1 PI	Rnd 2 Qld	Rnd 3 WP	Rnd 4 MP	Rnd 5 Pole	Rnd 5 Race 1	Total
1	308	John LYTRAS	Yamaha	21	46	50	34		8.5	159.5
2	85	Ty LYNCH	Yamaha	30	32	38	45		9	154
3	44	Tom BRAMICH	Yamaha	38	17	16	38	1	10	120
4	39	Scott NICHOLSON	Yamaha	11	43	28	33		3.5	118.5
5	59	Tom DRANE	Yamaha	28	32	14	32		7.5	113.5
6	61	Rhys BELLING	Yamaha	18	24	30	28		7	107
7	58	Mitch KUHNE	Yamaha	26	29	26	16			97
8	45	Olly SIMPSON	Yamaha	34	38					72
9	21	Tarbon WALKER	Kawasaki	14	22		23		4.5	63.5
10	31	John QUINN	Yamaha	20	10	22			6	58
11	49	Jake FARNSWORTH	Yamaha			29	18		8	55
12	10	Noel MAHON	Yamaha	18	10		19		4	51
13	65	Troy GUENTHER	Yamaha		27		24			51
14	81	Senna AGIUS	Honda	51						51
15	88	Luke SANDERS	Yamaha	19			22			41
16	26	Sean CONDON	Yamaha			39				39
17	74	Timothy LARGE	Yamaha	11		26				37
18	212	Luca DURNING	Yamaha				28		5	33
19	220	Declan CARBERRY	Suzuki			24			3	27
20	71	Tom EDWARDS	Yamaha	20						20
21	54	Brendan WILSON	Yamaha	13					6.5	19.5
22	28	Jack HYDE	Yamaha	18						18
23	86	Dallas SKEER	Yamaha	15					2.5	17.5
24	82	Chris QUINN	Yamaha		13					13
25	42	Jack PASSFIELD	Yamaha						12.5	12.5
26	95	Harley SIDE	Yamaha	8						8
27	33	Jack FAVELLE	Honda						5.5	5.5



Chief Timekeeper - Scott Lang



Race Director - Tom Williams





**ASBK Round 6**  
**World SBK**  
**Phillip Island GP Circuit**  
**18 - 20 November**



**GRAND RIDGE**  
**BREWERY**  
 AUSTRALIAN ROUND

**MICHELIN AUSTRALIAN SUPERSPORT CHAMPIONSHIP**

**Race 1**

Date: 19/11/22  
 Event: R03  
 Weather: Overcast - Temp: 18.4C  
 Track: Dry - Temp: 23.2C

Started at: 10:15:32  
 Laps: 10  
 Starters: 15  
 Posted at: 10:58


**PROVISIONAL RACE INFORMATION**

Time	Description
10:04:02	Pit exit open - closes in 3:00
10:07:03	PIT EXIT CLOSED
10:09:50	Rider 69 (Archie McDONALD) WILL NOT START - MECHANICAL
10:13:00	WARM UP LAP STARTED
10:15:32	Event Start
10:17:06	START UNDER INVESTIGATION
10:19:53	Rider 21 (Tarbon WALKER) JUMP START PENALTY
10:23:04	RAIN FLAGS ON DISPLAY
10:23:39	Rider 39 (Scott NICHOLSON) CRASHED TURN 9 - RIDER UP
10:24:30	Rider 39 (Scott NICHOLSON) CRASHED TURN 9 - RESUMED
10:24:47	Rider 220 (Declan CARBERRY) CRASHED TURN 11 - RESUMING
10:25:14	Red Flag
10:25:50	Event Finish

\*\*\* RACE RED FLAGGED AFTER ALL COMPETITORS HAD COMPLETED 5 LAPS. RACE DECLARED WITH HALF POINTS AWARDED DUE TO TIME CONSTRAINTS \*\*\*

\*\*\* Rider 21 (Tarbon WALKER (NSW)) - 10 second penalty imposed by Clerk of Course for jumped start \*\*\*

The results are provisional until the end of the time limit for protests and appeals.

  
 Chief Timekeeper - Scott Lang

  
 Race Director - Tom Williams



[www.computime.com.au](http://www.computime.com.au)  
**COMPUTIME RACE TIMING SYSTEMS PTY LTD**

